



# MexyTech



## Excellence Building Products Ltd.

Address: Shop D, G/F, Famous Horse Industrial Buiding,  
1145-1153 Canton Road, Mongkok, Hong Kong

Web: [www.exbuild.com.nk](http://www.exbuild.com.nk); [www.bmic.hk](http://www.bmic.hk)

Tel: + (852)2893 3858, + (852)2893 3876

Fax: + (852)2892 2835

E-Mail: [sales@excellence852.com.hk](mailto:sales@excellence852.com.hk)

# Why Choose Us?

Since 2009

- ◆ The sole supplier who has design team providing professional support for projects.
- ◆ 24H7D service.
- ◆ 100% real test report.
- ◆ Products have been sold to more than 57 countries.
- ◆ More than 8 patented products in the recent 3 years.
- ◆ 100% safe transaction assurance.
- ◆ Small orders are acceptable.
- ◆ Delivery time agreement is available.
- ◆ Golden plus supplier and key account supplier of Alibaba.


# Content

Welcome to MexyTech	03
<b>Decking Series</b>	
Suprotect Decking	07
Fire Resistance Decking	09
3D Embossing Decking	11
Decking Tile	13
Composite Decking--classic style	15
<b>Patented Product</b>	
MexyBase Adjustable Pedestal System	21
MecoFence Series	27
Suprotect Fence	31
Fence Gate	35
<b>Outdoor Wall Decoration Series</b>	
Outdoor Wall Cladding	39
WPC Shading System	43
<b>Indoor Decoration Panel Series</b>	
Indoor Wall Panel	45
Eco-wood Ceiling	49
<b>Landscape Series</b>	
Pergola Series	51
Composite Wood Bench	54
SPC Flooring	55
Other Landacape Series	58
<b>Profile List</b>	59

# ABOUT MEXYTECH

Lead the eco trend

Production Workshop



Container Shipment



**F**oshan MexyTech Co.,Ltd is a manufacturer founded in 2009, which is professional in producing eco materials. With excellent R&D capacity, MexyTech contributes to environmental protection and devotes to develop WPC as a perfect substitution of natural wood. Moreover, in 2016, we developed fire-resistant WPC formula and practical design for MecoFence. And MexyTech has built long-term relationships with our clients in Europe, the Middle East, Australia, Southeast Asia, America and other areas in the world. After a decade's development, MexyTech has gained rich experiences from many of our projects like HongKong Ocean Park, Macau Tower and Malaysia Genting, which showing that we are capable of undertaking big projects with very strict and exact standards.



# DEVELOPMENT OF ENTERPRISE

2009



Incorporation of MexyTech

2011



Cooperation with South China University of Technology for R&D and production control

2013



Capacity expansion to 20 production lines in order to ensure delivery

2014



Cooperation with New Zealand design company for WPC fence

2015



One of the top 5 WPC suppliers for co-extrusion products

2016



Development of fire-resistant formula for composite wood for special applications. Apply and obtain patents for WPC, such as WPC fence, new decking clips, decking pedestal systems, etc.

2018



# Patents and test reports



Patent of WPC Decking



Patent of WPC Fence



Patent of Decking Pedestal



SGS Test Report



High-Tech Certificate for WPC Fence



High-Tech Certificate for WPC Decking



Wind Resistance Test



CE



EN 13501 Fire Test

# Suprotect Series

Suprotect decking is a new generation of wood plastic composite with high-tech co-extrusion technology. Different from traditional WPC, co-extrusion technology is a process in which a protective layer of polymer and an inner WPC layer are co-extruded at the same time with high temperature. We also call it co-extrusion or capped decking.

The inner layer is made of high-density recycled plastic and wood fiber. The patented polymer plastic is used in the outer coating to enhance the resistance. Plus 3D wood grain and professional color matching, both of the quality and appearance are better than the composite decking.




## Advantage

-  High-tech plastic for outer layer 360 degree protection
-  3D and natural wood texture
-  Excellent UV resistance
-  Better anti-scratch and wearing resistance
-  Stain-proofing and fast cleaning
-  Slip resistance
-  100% Eco & recyclable material


## Decking Model



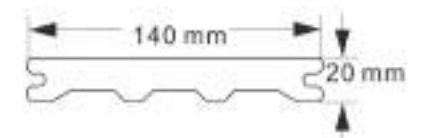
SP-ML02



SP-OR02



AS-01



## Optional Colors



Antique



IPE



Walnut



Teak



OAK

## Surface Treatments



Front:3D Wood Grain



Back:Brush

# Fire Resistance Decking

In order to meet the market demand, MexyTech developed Suprotect Fire Resistant Decking.

It is new for the whole WPC market. It is not simply about adding additives, we must make sure basic performances are not affected at the same time. In 2016 we made a significant breakthrough on the research. After testing, our new fire-resistant products can pass the **ASTM E84 level A** and the **EN13501 B1-s1** fire resistance. (The test report is on the Page 6)



## Optional Colors



P-OAK      P-IPE      P-Teak      P-Beige      P-Walnut


## Surface Treatments



Front : 3D Wood Grain



Back : Brush



SF-01  
Size : 138×23mm



## Project Gallery



## 3D Embossing Decking

### New Production Technique

Compared to the traditional WPC products, 3D embossing product will have a more natural visual appearance and more realistic wood grain texture. 3D embossing decking doesn't need the extra treatment, it can finish the embossing during the extrusion.

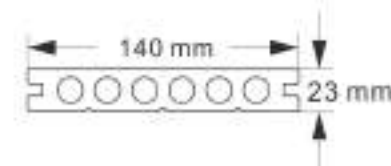
### Long-termed Durability

The 3D embossing wood grain is much deeper than normal embossing and it can keep long-lasting texture against abrasion during the applications

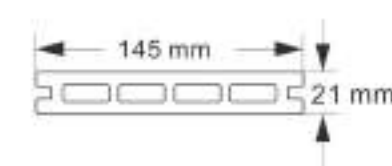
## 3D Embossing Decking Model



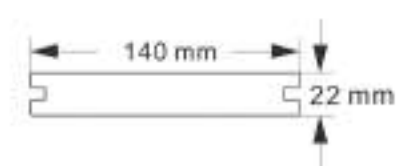
Z-ML02



Z-SB03



Z-OR02



## Optional Colors



Wenge



Ancient



Teak



Dark Grey



Mahogany



OAK

## Surface Treatments



Front:3D Embossing Grain



Back:Brush



Suprotect Decking Tile



Decking Tile Pro



300x300mm

- Advanced co-extrusion Technique
- Easy installation and disassembling
- DIY according to your home design
- Matching color for decking boards and plastic base
- Baby playground-no harmful elements to your beloved



600x600mm

**Excellent structure:**

By using Aluminum as the frame, it does not rust, and has good durability and structural strength. We choose black color for the aluminum frame, which is better hiding.

**Elegant Design:**

600\*600mm module, this design is more suitable for the quick installation of small gardens or small projects, and it looks elegant.

**Good flexibility:**

It can be equipped with the pedestal for installation. It has good flexibility for the ground that needs to be raised.

**Optional Colors**



Teak



Coffee

**Surface Treatments**



3D Wood Grain



Back

**Color Options**



Wenge



Ancient

**Surface Treatments**

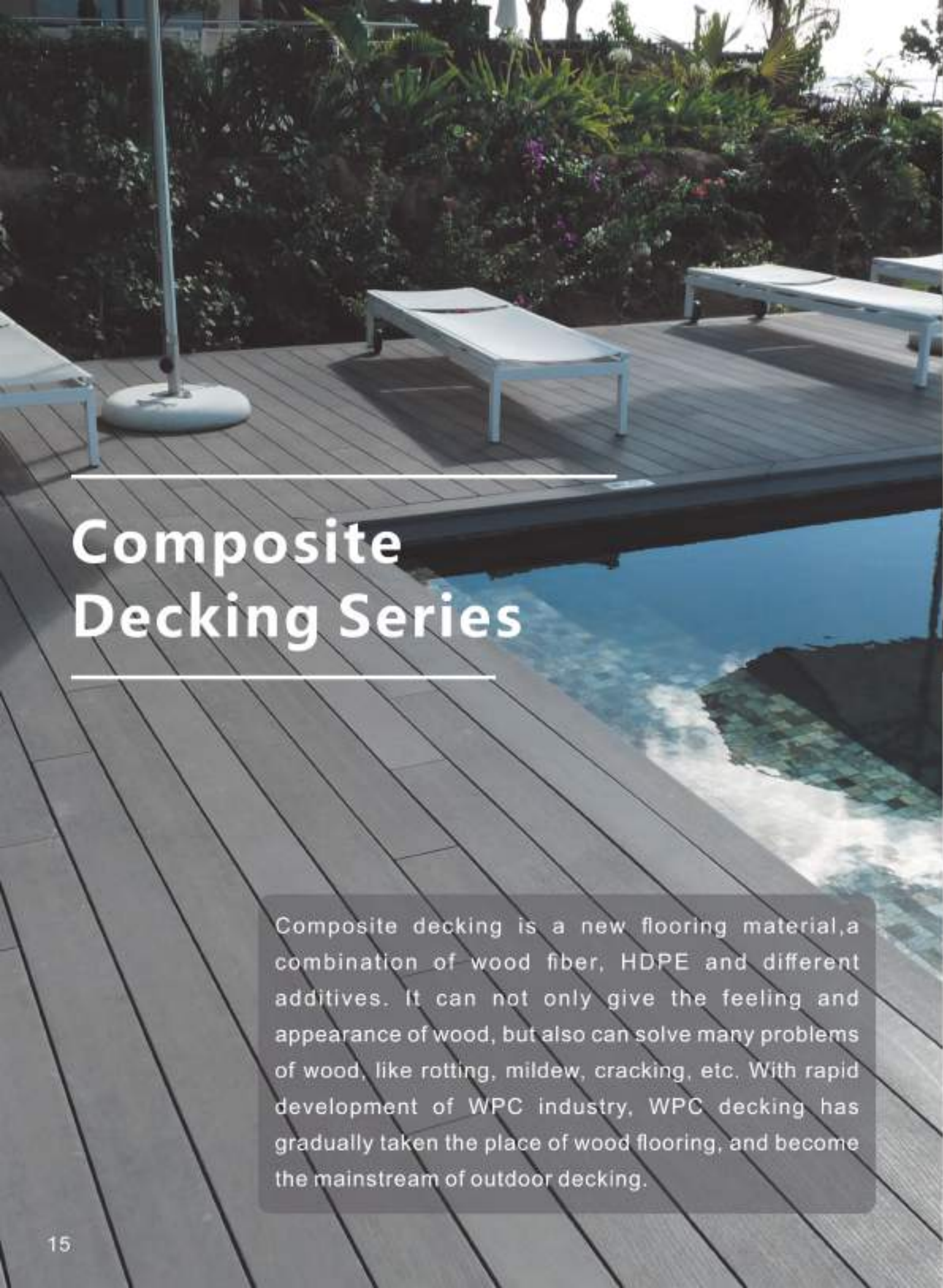


Front Side: 3D Wood Grain



Back Side





# Composite Decking Series

Composite decking is a new flooring material, a combination of wood fiber, HDPE and different additives. It can not only give the feeling and appearance of wood, but also can solve many problems of wood, like rotting, mildew, cracking, etc. With rapid development of WPC industry, WPC decking has gradually taken the place of wood flooring, and become the mainstream of outdoor decking.



## Composite Decking

### Advantage

-  100% recyclable and eco-friendly, saving forest
-  Water resistance and mildew proofing
-  Excellent UV resistance
-  Formaldehyde emission: E0 (the highest standard)
-  Weather resistant from -30°C to 70°C
-  Termite resistance
-  DIY and easy installation
-  No paint or glue needed



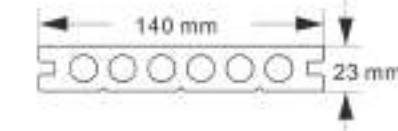
## Decking Model



SB03



ML02



OR02



## Composite Decking



## Optional Colors



Dark Grey



Dark Chocolate



Dark Coffee



Coffee



Mahogany



Teak

## Surface Treatments



WG1



WG2



Sanding



Brush

# Decking Installation Guide

## Installation Material



WPC decking panel

## Installation Fittings



Clip



Screws



Side clip



Patented Clip - Easy installation and more stable decking system



## Installation Steps

1. Install aluminium joist system

Model	Span A(mm)	Span B(mm)
SB03	350	700
ML02	400	
OR02	450	

① Refer to the spacing table to lay two layers of joist.

\* Fix the upper joists to the lower ones by using screws.



2. ① Fix the side clips onto the joists first.

② Push the deck board tight to the side clips. Suggested length for actual application is not longer than 2.75 meters per piece.



3. ① Put the special clip with a side hole into the middle of the decking side groove.

② Make sure the toothed side into the decking groove


③ Screw through the side hole and fix the clip to decking board.



4. ① Put the normal clips for the rest. Make sure the toothed side to the groove.

② Slide another board to the clips to the right position.

③ Fix the decking through the top holes of the clips.



5. ① Repeat the steps above for the decking installation.


② Make sure the gap between cross sections of decking boards no less than 3mm.

③ Make sure 10mm gaps to the walls for the expansion or contract.



6. ① Predrill a hole like the pic shown below and then screw the decking board to the joist.

② Fix the fascias. Job finished.



# MexyBase Adjustable Pedestal System

MexyBase Adjustable Pedestal System is an innovative design, mainly used to solve the problems of installing decking on uneven ground, and raising the whole decking system. It's widely used in swimming pools, gardens, rooftop, etc.

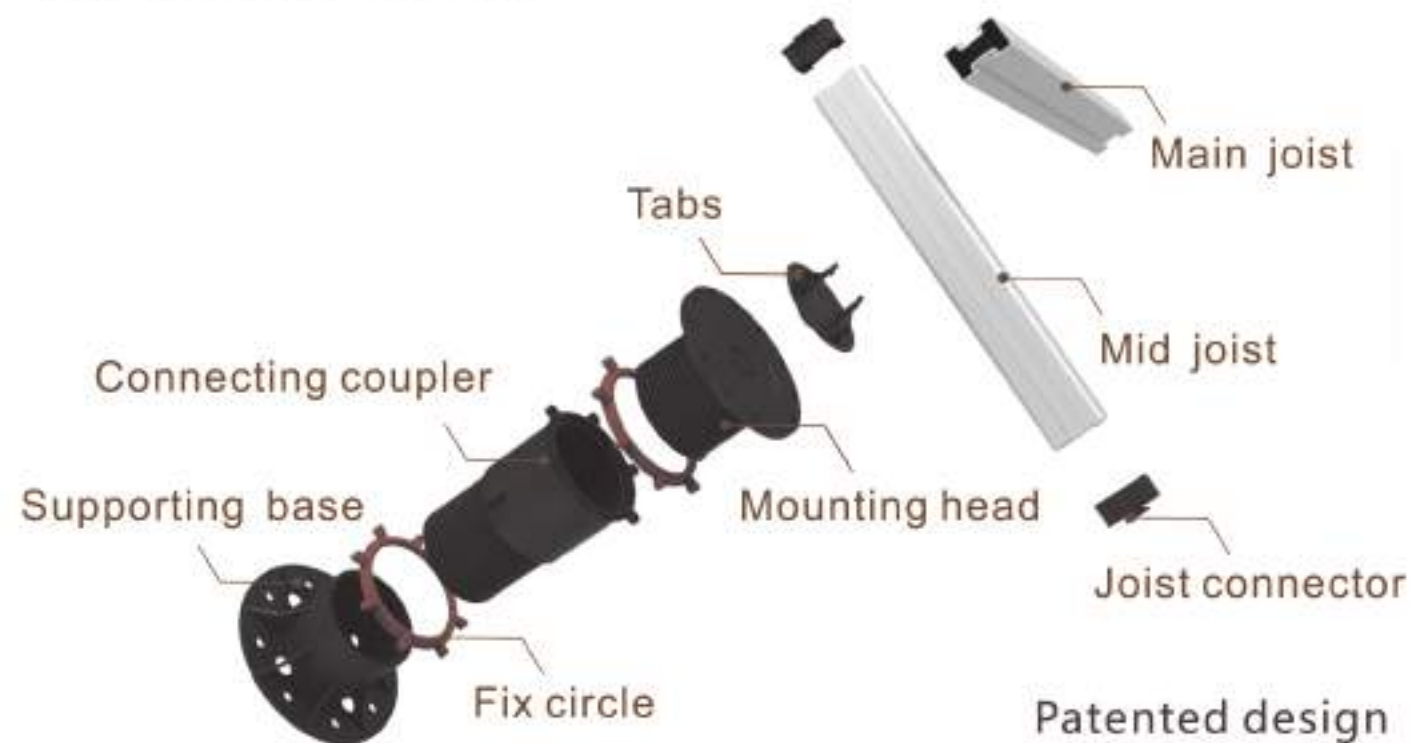
MexyBase system has been receiving constant praise since its launch in 2016.

## Advantage:

- Hiding the water tube, gauge, cable, etc.
- Meeting the demand of load bearing.
- Raising for water draining to protect decking.
- DIY assemble
- Various adjustable heights
- Fast installation to save time and labor
- Free maintenance
- Patented design

Easy Installation  
Smart Design



## Adjustable Pedestal



Patented design



# DIY Aluminum Joist System



1. Adjust the the height of the pedestal for actual application, then place them at site according to the reasonable span.



2. Snap the aluminum joists into the pedestal tabs. This smart design can save a lot of time without using screws to lock the joist tight.



3. Insert the joist connector into the two ends of joists. Slide the joist through the gap to the right position. Rotate 90 degree to build the frame structure tight.






































4. The last step is to fix the deck boards onto the joists frame structure according to the installation guide. Because of no screws application and the rotation method to build the frame, less labor cost and time is required by using our design.

## The Enhanced Aluminum Joist System

- Stable double structure prevents it from changing and moving.
- The aluminum structure is fixed by screws.
- Antioxidant , no rusty or corrosive.



# Pedestal Specification

MPD 01	26-40MM					
MPD 02	39-65MM		+		=	
MPD 03	60-87MM		+		=	
MPD 04	83-133MM		+		+	
MPD 05	128-178MM		+		+	
MPD-B	160-260MM		+		+	
MPD-C	190-320MM		+		+	
MPD-E	270-380MM		+	 x2	+	
MPD-G	355-460MM		+	 x2	+	
MPD-I	380-550MM		+	 x3	+	 x2
MPD-J	450-610MM		+	 x3	+	 x2
MPD-L	500-740MM		+	 x4	+	 x3
MBS 01	Slope Corrector 0-5°					





Choosing MecoFence,  
your garden must be the unique one among all your neighborhoods

# MECOFENCE

With aluminum frame and WPC boards, MecoFence design is coming with patent, which has superior application performance and attractive wood appearance.

## Product Features



**Durable for Outdoor Application**-Stable and anti-UV in any temperatures.



**Easy Installation**-Just few screws for the fence installation. The smart design makes the fence DIY become possible.



**Eco-friendly** - MecoFence is made of recyclable materials. It doesn't contain harmful elements or heavy metals.



**Confident Warranty**- MecoFence offers 10 years warranty




**Patented Designs** - Unique fencing system and pass wind resistance test.



## Patents and test reports

### Wind Resistance Test

		Issue Date: 2018/3/9	Intertek Report No. 180206062GZU-003		
Test Items, Method and Results:					
No.	Test Item	Test Parameter	Test Result	Verdict	
1	Wind resistance test	Test method: Client's requirements Requirements: The fencing system shall resist a maximum horizontal quarter point load of 572.1 N/m <sup>2</sup> x effective area of system (as 9 Beaufort scale or 9 wind level)	There was no failure, nor any evidence of disengagement of any component, nor visible cracks in any component	Pass	

### Patent of WPC Fence




### SGS Test Report



### High-Technology Certificate for WPC Fence



## Privacy Fence



CF01  
180×25mm

## Mid-Trellis Fence



CF01  
180×25mm



CF02  
90×25mm



SPACER

## Full-Trellis Fence



CF02  
90×25mm



SPACER

## Woven Fence




MF04  
140×11mm



Vertical Alu Tube  
76×25mm

## Lattice Fence



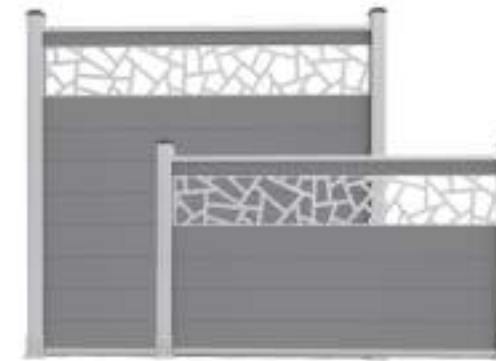
CF01  
180×25mm



MIDDLE RAIL



## Carving Fence

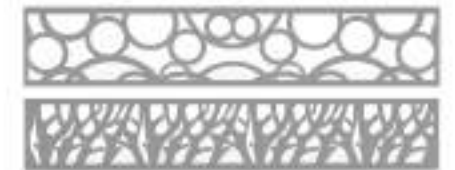


CF01  
180×25mm



CF02  
90×25mm

Optional carving styles



Fence Standard Size: W1800\*H1800mm  
W1800\*H1150mm

## Fence Panel Colors



Teak



Coffee



Dark Grey

## Aluminum Frame Colors



Aluminum



Black

## Accessories



POST



RAIL



SIDE  
COVER



BRACKET  
FOR RAIL




POST  
BASE



POST CAP





# Suprotect Fence



Excellent UV resistance



Insect resistance - anti termite



Easy cleaning and low maintenance. water-proof and oil-proof



100% Eco & recyclable material

## Optional Colors



Antique



IPE



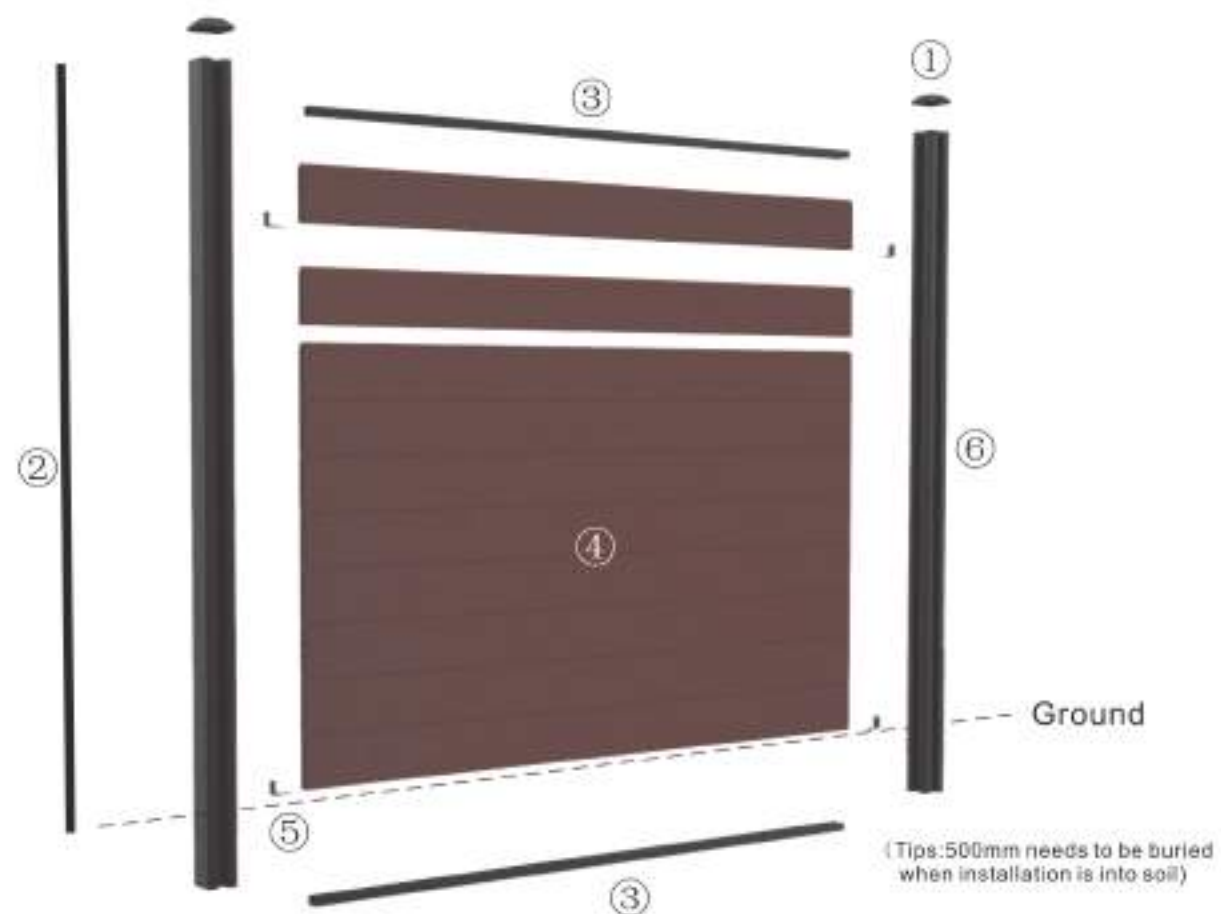
Walnut




Teak



OAK



- ① Post cap
- ② Side cover
- ③ Rail
- ④ WPC board
- ⑤ Bracket for rail
- ⑥ Post



MecoFence have a complete system. Each detail has been fully considered including concrete ground installation.

We added the design of post base which would not break the original ground structure, but make it easier to install, and customers have a better experience.



Aluminum



Black



FL02



FL03



FL01

# Fence Gate

## Standard Gate



- Accessories replaced easily
- After the improvement, the structure is solid and reasonable
- Variety of styles and flexibility
- Can be customized

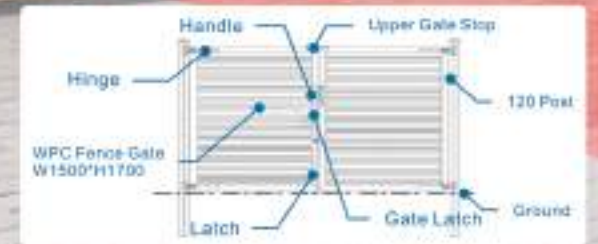


With handle


With lock

Standard Size: W900\*H1700

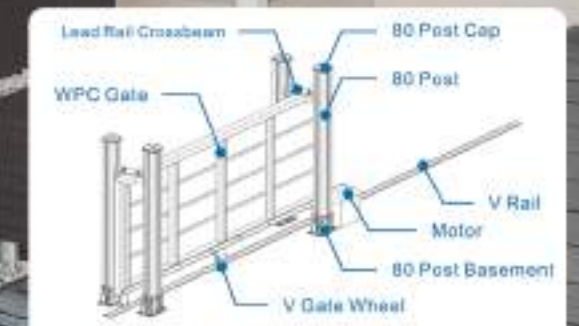
## Double Gate



## Single Gate



## Sliding Electric Gate





# Project Gallery



Canada 50meters Privacy Fence Project-2019



2019 Shanghai 200 meters



Zhaoqing 120meters Mid-trellis Fence Project-2019



2019 Zhejiang 200 meters



Jiangmen 1000meters Full-trellis Fence Project-2019



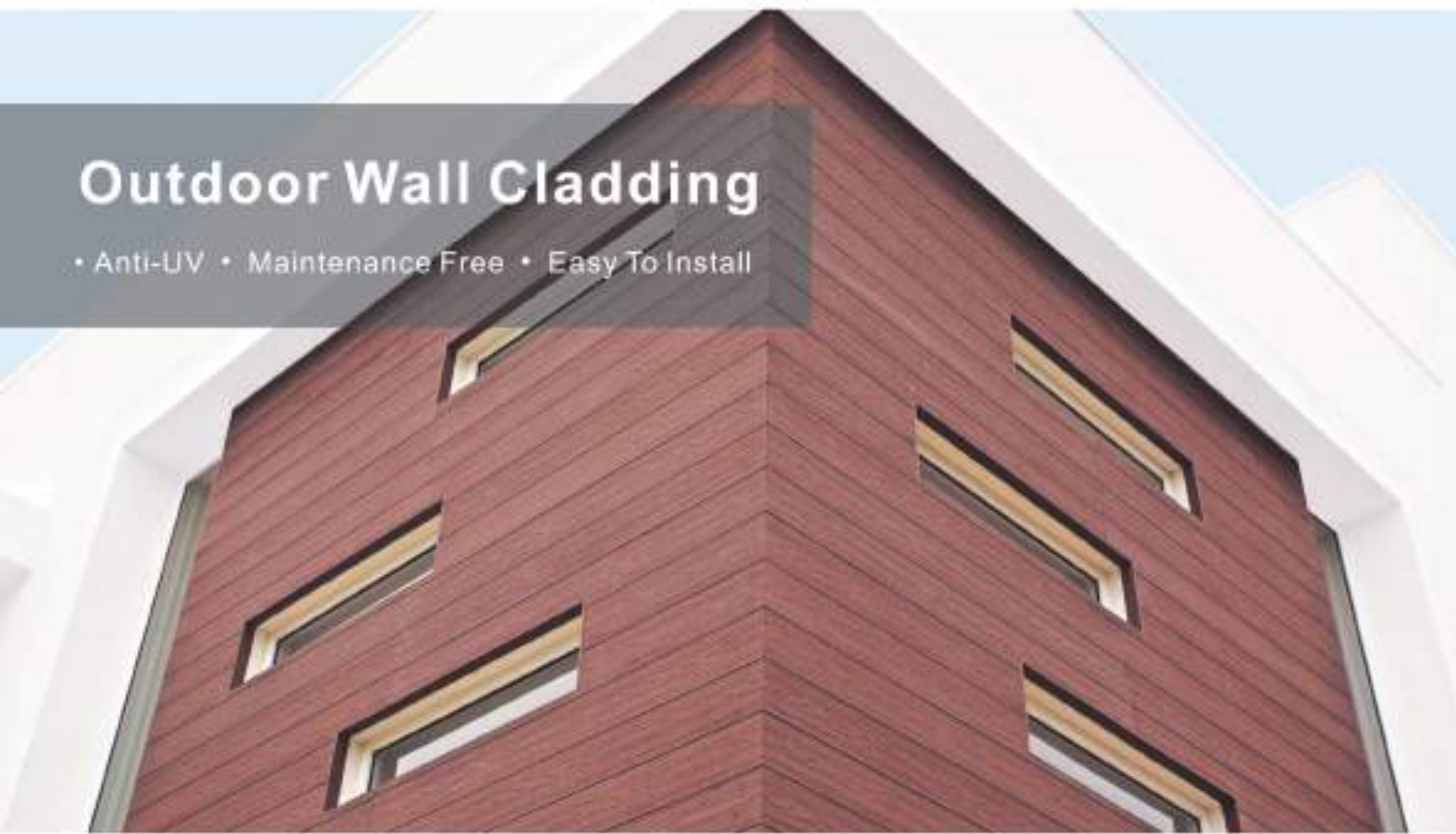
UK 97meters Mid-trellis Fence Project-2018



2019 Canada 800 meters

# Outdoor Wall Cladding

• Anti-UV • Maintenance Free • Easy To Install



# Suprotect Wall Cladding


• Elegant • Low Carbon • Energy saving



## Composite Wood Wall Cladding



WP03 145×21mm



WP07 223×21mm

### Optional Colors



Dark Grey



Dark Chocolate



Dark Coffee



Coffee



Mahogany



Teak

### Surface Treatments



WG1



WG2



Sanding



SP-WP01  
138×12mm



SP-WP03  
156×21mm



SP-WP09  
224×21mm

### Optional Colors



Antique



IPE



Walnut



Teak




OAK

### Surface Treatments



Brush

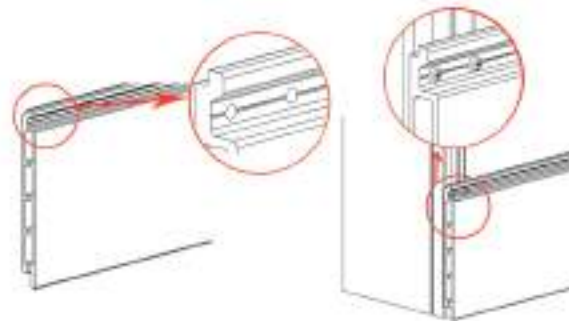
## Aluminum Accessories



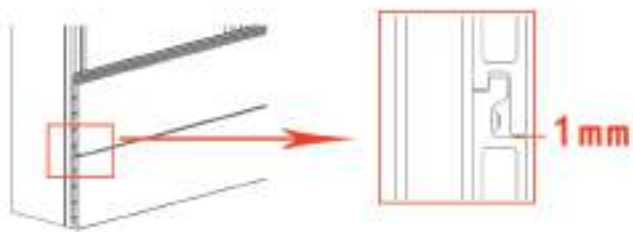
## Installation



1. 600mm spacing between joists, each joist is fixed with an expansion screw



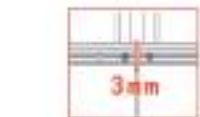
2. Install the wall panel (pre-drilled first)



3. Reserve a clearance of 1mm before installing the next wall panel (Prevent the wall panel from expanding and contracting)



4. Overall renderings and details




Reserve 3mm between boards



Project Gallery

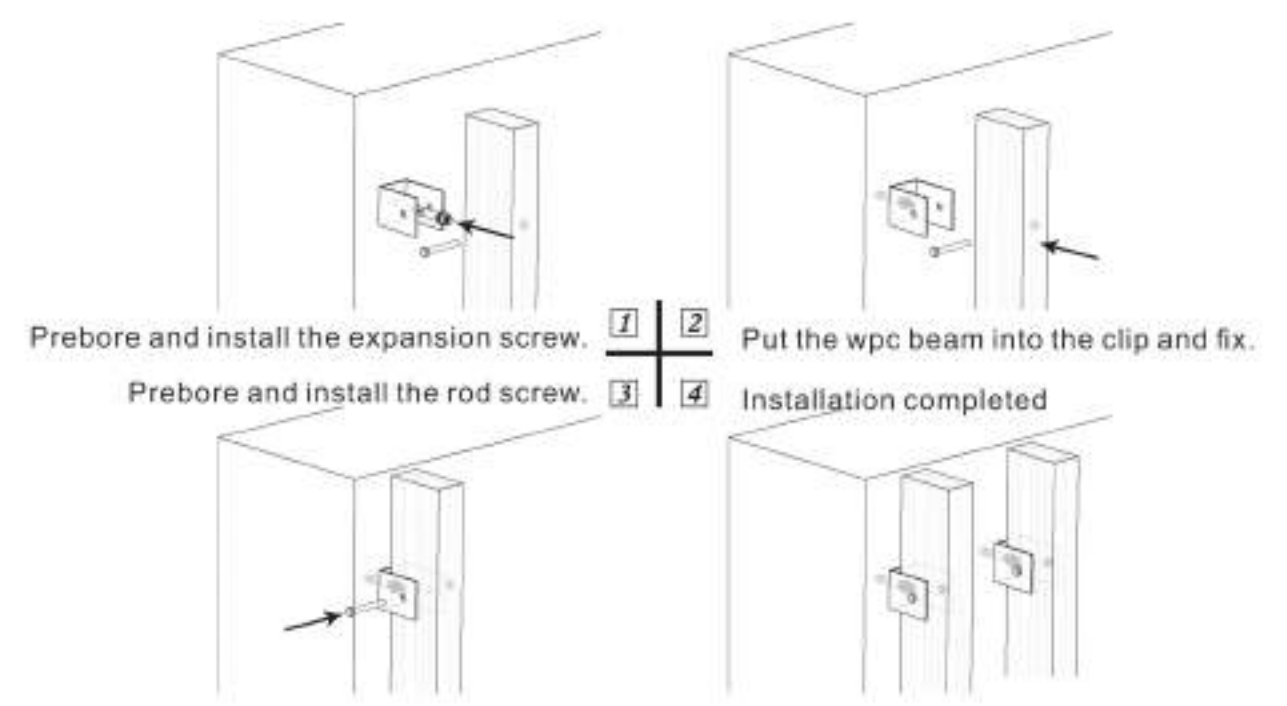




### Optional Colors



### Simple Installation Drawing





## Indoor Wall Panel

MexyTech indoor wall panel is a special product developed for interior decoration. Light-weighting product, elegant appearance and easy installation are 3 main features of this product. Because of the water-proofing and easy cleaning, our indoor wall panel can be used in offices, hotels, houses, but also in natatoriums, bath room and kitchens, etc.



EC05



120×8mm



EC08



240×18mm



EM07



250×12mm



MW01



159×10mm



MW02



204×16mm



MW04



202×30mm



MW05



192×34mm



MW08



148×15mm



## Accessories



Siding-RC02



25×25mm



Siding-RC03



40×40mm



Joist-ID01



25×10mm

## Optional Colors



Gold



Teak



Coffee



Red wood



Rose wood



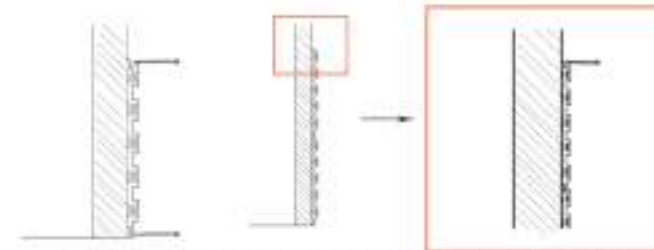
Black walnut

## Installation Guide



Joist span is 600 mm. Fix the joist every meter with expansion screw

1



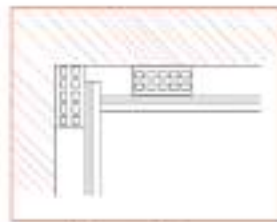
Install the bottom wall panel and fix it with air nail gun. Make sure the upper and lower concave parts are well-fixed

2

3



External Corner



Internal Corner

Detail demo

4



Complete demo

## Project Gallery

























# Eco-wood Ceiling



MexyTech eco-wood ceiling series serves as a perfect substitution of real wood ceiling and aluminium ceiling. The simple installation, good thermal insulation and fire resistance make it outstanding among other traditional ceilings. Nowadays, MexyTech eco ceiling series becomes more and more popular in the world because of its excellent features.

## Ceiling Model

Finished Product	Series	Ceiling Panel	Ceiling Panel	Metal Joist
 Great Wall Ceiling 1		 PC01 100X25mm	 PC10 25X2.5mm	 MK01
 Great Wall Ceiling 2		 PC03 40X25mm	 PC10 25X2.5mm	 MK01
 Great Wall Ceiling 5		 PC02 40X45mm	 PC11 50X3mm	 MK02
 Great Wall Ceiling 6		 PC13 50X90mm	 PC11 50X3mm	 MK03
 Elegance Ceiling	 EC10 320X9mm			

## Optional Colors



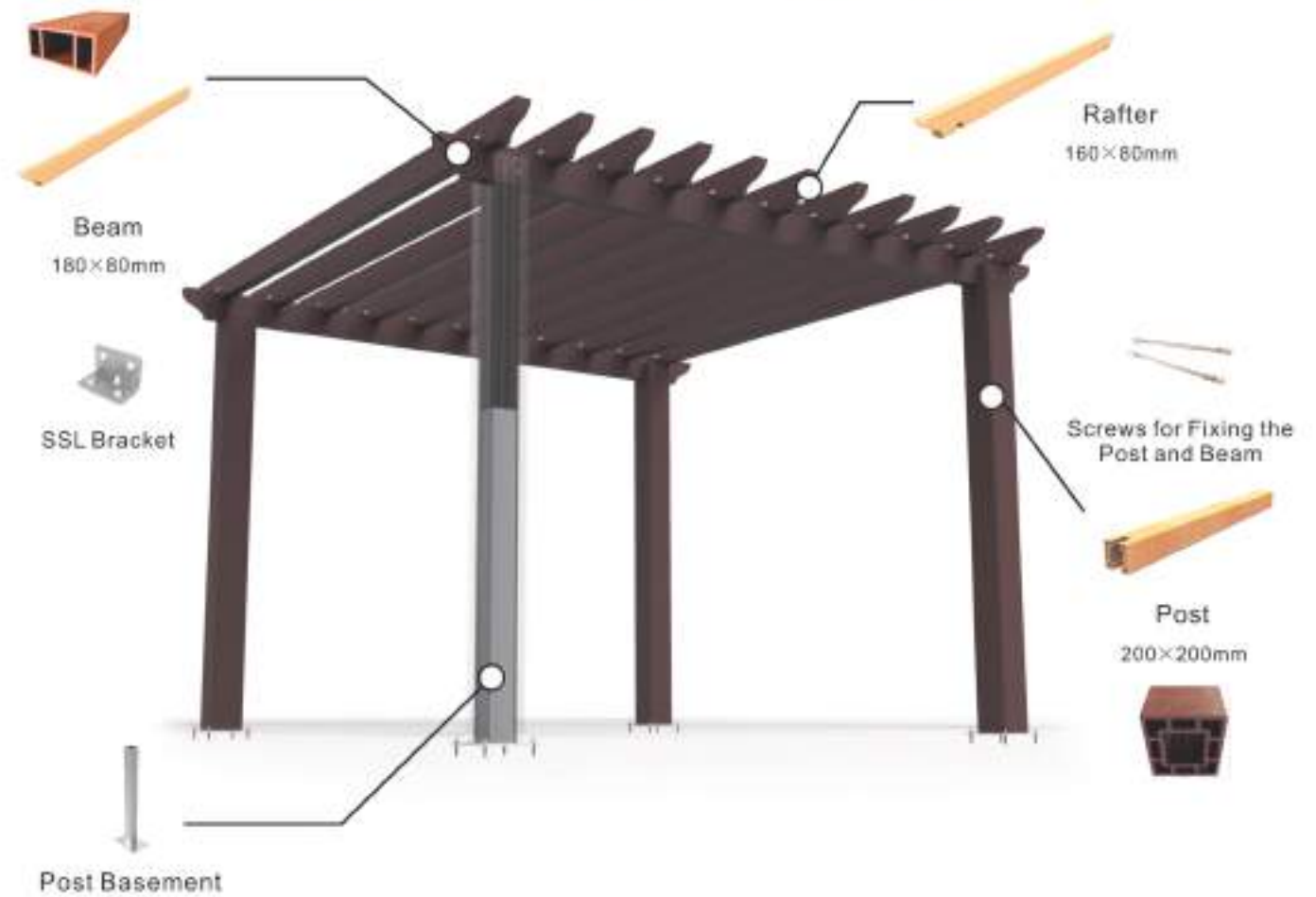


100% Wooden feeling

- Various blade shapes
- Easy to install
- A number of options

## Pergola Series

- 100% Natural appearance
- Minimum maintainance
- Customization accpeted
- 24H7D technical team support
- All accessories included




S Type 

Bevel Type 

Flat Type 



Style1



Style2



- Thermal insulation
- Scratch proof
- Simulation of wood grain
- Light weighting
- Rust-resistance and anti-oxidation

Composite Wood Bench



MB01  
L1500\*W530\*H420mm



MB02  
L1500\*W610\*H780mm



MB03  
L1500\*W430\*H400mm



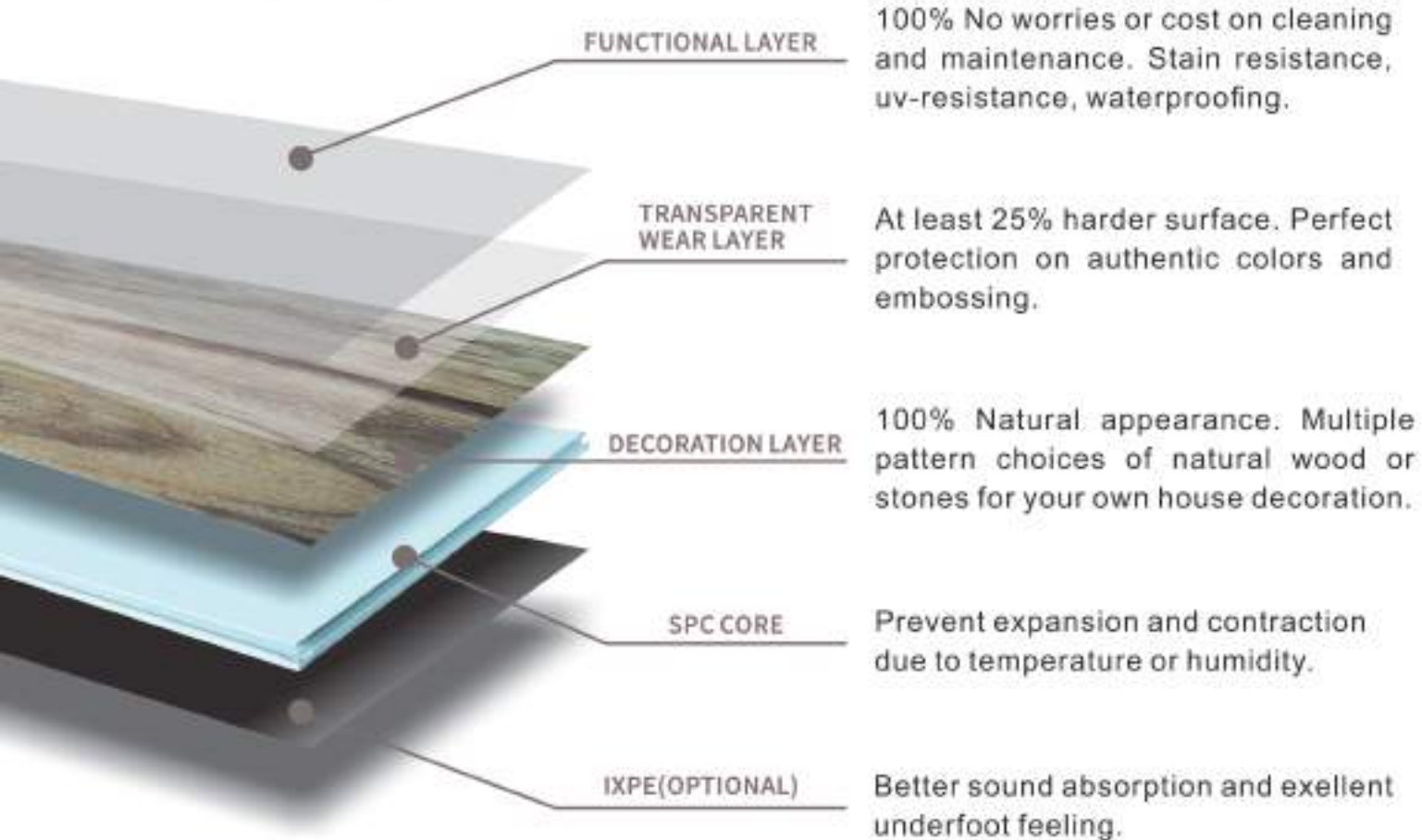
MB04  
L1500\*W510\*H750mm



# SPC Flooring



## Product Structure



## Optional Colors



## Garden Box



## Outdoor Furniture



## Gazebo



## Other Landscape Series

### WPC Handrail



### Garden Fence








# Profile List

Suprotect Decking			
Model NO.	Product	Section Drawing	Size(mm)
SP-ML02			138mm×23mm
SP-OR02			140mm×22mm
AS-01			140mm×20mm

WPC Decking			
Model NO.	Product	Section Drawing	Size(mm)
Z-SB03			145mm×21mm
Z-ML02			140mm×23mm
Z-OR02			140mm×22mm
SB03			145mm×21mm
ML02			140mm×23mm
OR02			140mm×22mm















MecoFence			
Model NO.	Product	Section Drawing	Size(mm)
CF01			180mm×25mm
CF02			90mm×25mm
MF04			140mm×11mm



















Pergola			
Model NO.	Product	Section Drawing	Size(mm)
Post			200mm×200mm
Beam			180mm×80mm
Rafter			160mm×80mm

Indoor Wall			
Model NO.	Product	Section Drawing	Size(mm)
MW01			159mm×10mm
MW02			204mm×16mm
MW04			202mm×30mm
MW05			192mm×34mm
MW08			148mm×15mm
EM07			250mm×12mm
EC05			120mm×8mm
EC08			240mm×18mm

# Profile List

Outdoor Cladding			
Model NO.	Product	Section Drawing	Size(mm)
WP03			145mm×21mm
WP07			223mm×21mm
SP-WP01			138mm×12mm
SP-WP03			156mm×21mm
SP-WP08			219mm×26mm

Eco-wood Ceiling			
Model NO.	Product	Section Drawing	Size(mm)
PC01			100mm×25mm
PC02			40mm×45mm
PC03			40mm×25mm
PC13			50mm×90mm
EC10			320mm×9mm
PC10			25mm×2.5mm
PC11			50mm×3mm

WPC Shading System			
Model NO.	Product	Section Drawing	Size(mm)
MH01			40mm×40mm
MH02			65mm×25mm
MH03			100mm×40mm
MH04			100mm×50mm
MH05			150mm×50mm
MH06			47mm×25mm
MH07			75mm×50mm
MH08			90mm×40mm
LV01			150mm×38mm

